

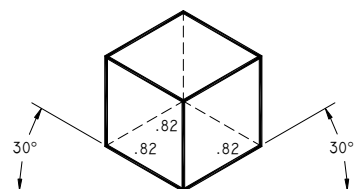
TERMS TO BE DEFINED OR IDENTIFIED for COMPETENCY 7:

- Pictorial
- Axonometric
 - Isometric
 - Diametric
 - Trimetric
- Oblique
 - Cabinet
 - Cavalier
- Perspective
- Axis lines
- Sight direction
- Blocking
- Front view
- Principle face
- Assembly drawing
- Isometric axis lines
- Isometric angles
- Vanishing points
- Line of sight
- Horizon line

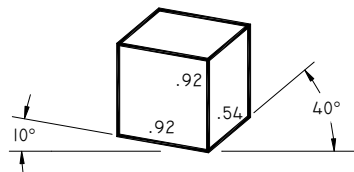
ITEMS FOR REVIEW FOR COMPETENCY 7:

Axonometric, Oblique and Perspective drawing terms and definitions are included on the certification test. Hidden lines are generally left off pictorial drawings.

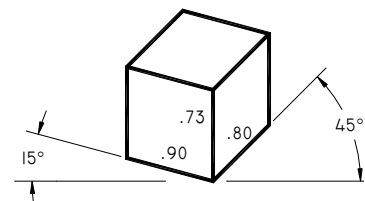
- **Isometric Projection** – 3 equal axis and 3 equal planes.
 - True Isometric Projection is revolved at 45° and tipped up or down at $35^\circ 16'$.
- **Diametric Projection** – 2 equal axis and 2 equal planes.
- **Trimetric Projection** – no equal axis or planes.
- **Isometric Drawing**
 - All angles of the isometric axis are equal.
 - All measurements are taken from the isometric axis full scale.
 - Common drawn axis is 30° horizontally.



ISOMETRIC PROJECTION



DIMETRIC PROJECTION

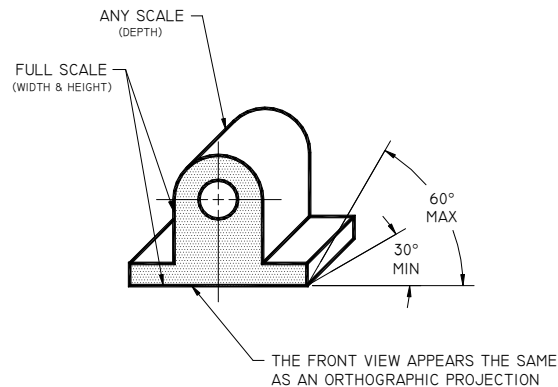


TRIMETRIC PROJECTION

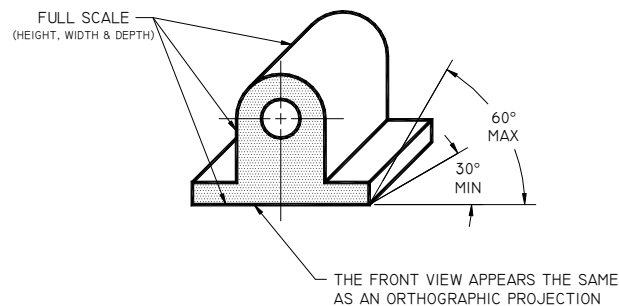
Oblique Drawing

The object is placed with its principal face parallel to the plane of projection.

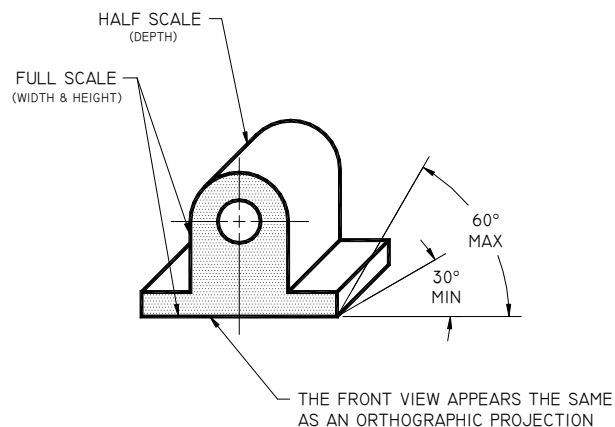
General Oblique - depth dimension at any scale.



Cavalier Oblique – depth dimension full scale.



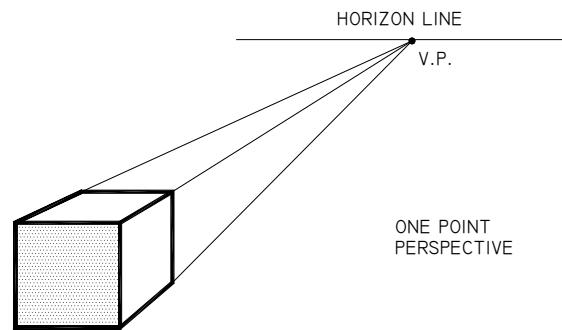
Cabinet Oblique – depth dimension half scale.



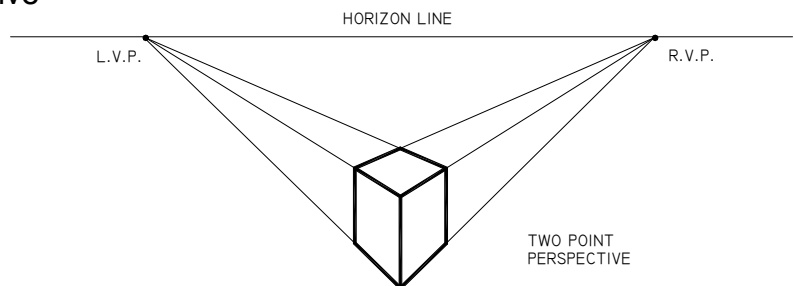
Perspective Drawing

Most photorealistic of the pictorial drawings.

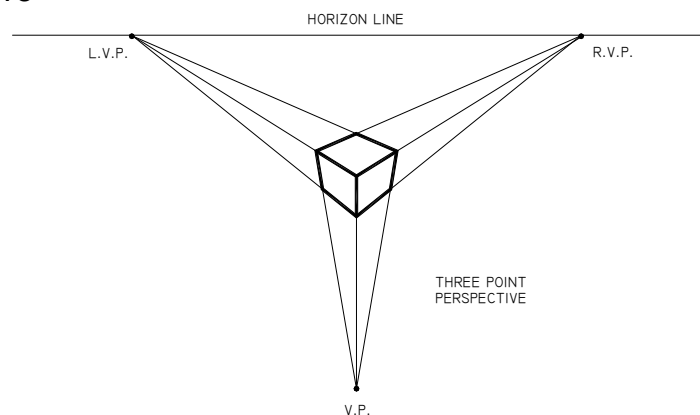
- Horizon line, station point, ground line and vanishing points.
- One point perspective



- Two point perspective



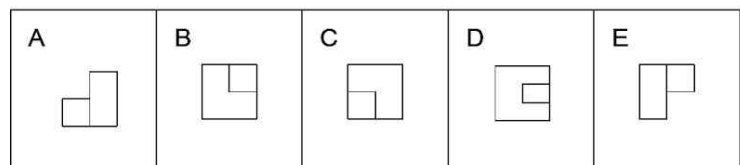
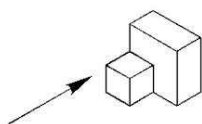
- Three point perspective



SAMPLE REVIEW QUESTIONS

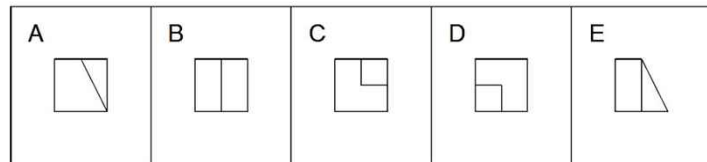
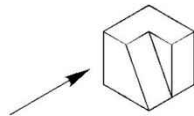
1. In constructing isometric arcs, blocking can be a good aid.
True
False
2. A pictorial sketch is a drawing that shows individual views of an object in an arrangement that indicates the relationship of those views to each other.
True
False
3. When constructing an oblique drawing, make all measurements parallel to the main axis edges of the oblique axis lines.
True
False
4. In an oblique drawing, the face of an object, with the most circles and or curves, should be selected as the front face view.
True
False
5. The most photo realistic projection is the isometric projection.
True
False
6. The style of pictorial drawing that has three planes and axes that are not equal to each other is?
Dimetric
Trimetric
Isometric
Polymetric
7. Given the isometric view indicated by the arrow, select the front view from the five options given.

A
B
C
D
E



8. Given the isometric view indicated by the arrow, select the front view from the five options given.

A
B
C
D
E



9. Given the isometric view indicated by the arrow, select the top view from the five options given. (MCD-CO7-G063)

A
B
C
D
E

